

2022-2023 Climate Survey District Results

Flemington-Raritan Regional School District

“It is the intent of the Board of Education [and the Superintendent] to continuously improve student achievement and to continually improve the working environment and professional opportunities provided to district staff.”

~[District Policy 9128 Climate Surveys Flemington-Raritan
Regional School District](#)

The purpose of the presentation is to:

- Share the survey data;
- Share the Superintendent's analysis of the data;
- Discuss opportunities for improvement identified by the data;
- Highlight progress made against previously discovered opportunities for improvement.

District Participation in the 2022-2023 Culture & Climate Survey Results

	BS	CH	FAD	RH	RFIS	JPC	Grand Total	<i>Open Comments</i>
Parents	44	23	19	24	32	22	137	60
Staff	15	16	25	27	54	26	165	83
K-6 Students	18	3	2	17	7	<i>n/a</i>	48	20
7-8 Students	<i>n/a</i>	<i>n/a</i>	<i>n/a</i>	<i>n/a</i>	<i>n/a</i>	6	6	3
Total	77*	42*	46*	68*	93*	54*	356	166

** These numbers are greater than the grand total because respondents can choose more than one answer.*

Past Totals:

22-23: 356 (Parents = 137, Staff = 165, K-6 Students = 48, 7-8 Students = 6)
 21-22: 460 (Parents = 132, Staff = 183, K-6 Students = 41, 7-8 Students = 104)
 2020: 143 (Parents = 40, Staff = 40, K-6 Students = 40, 7-8 Students = 23)
 2019: 717 (Parents = 482, Staff = 235)



Parent Responses (137)

Q1: Please indicate how much you agree or disagree with the following statements:

	STRONGLY DISAGREE	DISAGREE	NEUTRAL	AGREE	STRONGLY AGREE	TOTAL
▼ I am satisfied with the length of the school day.	1.46% 2	8.03% 11	12.41% 17	42.34% 58	35.77% 49	137
▼ My child's school environment is clean and in good condition.	0.00% 0	5.84% 8	3.65% 5	51.09% 70	39.42% 54	137
▼ My child feels safe at school.	0.00% 0	4.38% 6	10.95% 15	43.80% 60	40.88% 56	137
▼ My child is safe going to and from school.	0.73% 1	2.19% 3	7.30% 10	51.09% 70	38.69% 53	137

Out of one hundred thirty-seven 137 responders, one hundred sixteen (116) parents feel their children are safe at school. Of those 137, fifteen (15) are neutral and six (6) do not feel that their child is safe.

Out of one hundred thirty-seven 137 responders, one hundred twenty-three (123) parents responders believe their children are safe going to and from school.

Q1: Please indicate how much you agree or disagree with the following statements (continued)

	STRONGLY DISAGREE	DISAGREE	NEUTRAL	AGREE	STRONGLY AGREE	TOTAL
Students at my child's school are well-behaved.	8.03% 11	12.41% 17	29.20% 40	37.23% 51	13.14% 18	137
The learning environment at my child's school is excellent.	2.92% 4	7.30% 10	16.79% 23	41.61% 57	31.39% 43	137
I am proud that my child attends this school.	3.68% 5	3.68% 5	16.91% 23	33.09% 45	42.65% 58	136
I am satisfied with the extracurricular activities at my child's school.	2.21% 3	5.15% 7	19.85% 27	44.85% 61	27.94% 38	136
Communication with families occurs in an open and respectful manner.	3.68% 5	4.41% 6	9.56% 13	41.18% 56	41.18% 56	136

Out of one hundred thirty-seven 137 responders, one hundred three(103) parents are proud their child attends their child's school. We want all our parents to be proud of our schools.



Q2: Please indicate how much you agree or disagree with the following statements:

Ratings on
homework in
our schools.

	STRONGLY DISAGREE	DISAGREE	NEUTRAL	AGREE	STRONGLY AGREE	TOTAL
▼ School staff has helped my child learn how to manage time.	2.94% 4	7.35% 10	24.26% 33	41.18% 56	24.26% 33	136
▼ Teachers assign high-quality homework that helps my child learn.	6.62% 9	11.76% 16	19.12% 26	40.44% 55	22.06% 30	136
▼ Teachers at my child's school set high standards for students.	2.94% 4	2.94% 4	24.26% 33	40.44% 55	29.41% 40	136
▼ My child's teachers encourage students to think independently.	2.19% 3	1.46% 2	12.41% 17	45.26% 62	38.69% 53	137
▼ The best teachers and staff are retained at my child's school.	2.99% 4	3.73% 5	20.15% 27	43.28% 58	29.85% 40	134

Q2: Please indicate how much you agree or disagree with the following statements (continued):

Of the one hundred thirty seven (137) responders, one-hundred (100) strongly agree or agree on their satisfaction with their child's teacher.

	STRONGLY DISAGREE	DISAGREE	NEUTRAL	AGREE	STRONGLY AGREE	TOTAL
▼ I am satisfied with my child's school.	2.92% 4	6.57% 9	17.52% 24	35.77% 49	37.23% 51	137
▼ The teachers at my child's school are effective.	2.92% 4	3.65% 5	12.41% 17	43.07% 59	37.96% 52	137
▼ The academic needs of students are met at my child's school.	4.38% 6	6.57% 9	13.14% 18	45.26% 62	30.66% 42	137
▼ The teachers and staff at my child's school follow through on commitments.	2.92% 4	5.11% 7	6.57% 9	49.64% 68	35.77% 49	137
▼ My child's academic performance has improved because of the staff at this school.	2.94% 4	4.41% 6	19.12% 26	38.97% 53	34.56% 47	136

Q2: Please indicate how much you agree or disagree with the following statements (continued):

Of the one hundred thirty six(136) responders, ninety-six (96) strongly agree or agree that students respect their teachers.

	STRONGLY DISAGREE	DISAGREE	NEUTRAL	AGREE	STRONGLY AGREE	TOTAL
▼ Students at my child's school respect their teachers.	3.68% 5	8.09% 11	17.65% 24	38.97% 53	31.62% 43	136
▼ I respect the teachers at my child's school.	0.00% 0	0.00% 0	5.84% 8	28.47% 39	65.69% 90	137
▼ The rules for student conduct are consistently applied at my child's school.	5.11% 7	12.41% 17	18.98% 26	36.50% 50	27.01% 37	137
▼ My child's class size is appropriate.	5.11% 7	8.03% 11	12.41% 17	43.80% 60	30.66% 42	137
▼ My child is given choices when completing assignments.	3.68% 5	7.35% 10	40.44% 55	31.62% 43	16.91% 23	136

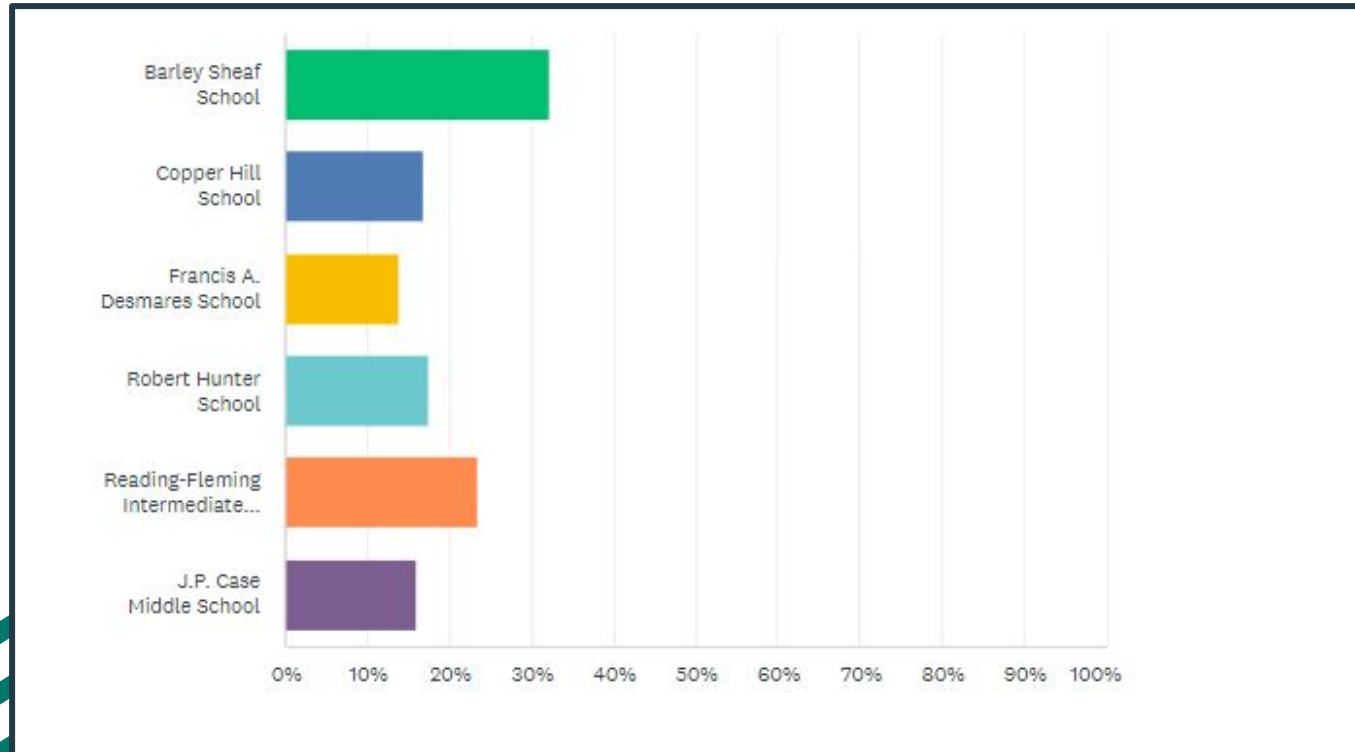
Q3: Please indicate how much you agree or disagree with the following statements:

	STRONGLY DISAGREE	DISAGREE	NEUTRAL	AGREE	STRONGLY AGREE	TOTAL
▼ School staff encourages students to respect each other's differences (i.e. gender, race, culture, etc.)	2.19% 3	0.00% 0	11.68% 16	46.72% 64	39.42% 54	137
▼ Adults who work in my child's school treat students with respect.	2.21% 3	2.21% 3	10.29% 14	43.38% 59	41.91% 57	136
▼ Adults in my child's school seem to work well with one another.	2.21% 3	0.74% 1	12.50% 17	47.06% 64	37.50% 51	136
▼ I wish my child went to a different school.	50.00% 68	25.74% 35	12.50% 17	6.62% 9	5.15% 7	136
▼ School staff has a positive impact on my child's behavior.	0.74% 1	6.62% 9	13.97% 19	41.91% 57	36.76% 50	136
▼ The rules for student behavior at my child's school are fair.	3.65% 5	4.38% 6	14.60% 20	47.45% 65	29.93% 41	137
▼ My child can turn to friends at school with questions about homework.	2.21% 3	7.35% 10	28.68% 39	46.32% 63	15.44% 21	136
▼ The teachers in the school know my child well.	2.21% 3	2.21% 3	11.76% 16	42.65% 58	41.18% 56	136
▼ My child has friends at school he/she can trust and turn to about problems.	0.74% 1	5.15% 7	23.53% 32	44.12% 60	26.47% 36	136
▼ I am kept informed on what is happening in my child's school.	3.65% 5	10.22% 14	12.41% 17	39.42% 54	34.31% 47	137
▼ The integration of technology offers my child opportunities for increased individualized academic engagement.	4.41% 6	6.62% 9	19.12% 26	50.00% 68	19.85% 27	136

Q4: Please indicate how much you agree or disagree with the following statements:

	STRONGLY DISAGREE	DISAGREE	NEUTRAL	AGREE	STRONGLY AGREE	TOTAL
My child's school plans family-oriented activities.	2.19% 3	4.38% 6	10.22% 14	39.42% 54	43.80% 60	137
I am involved in my child's academic experience.	0.00% 0	2.19% 3	6.57% 9	36.50% 50	54.74% 75	137
Parents have a voice in decisions about their child's educational plan.	5.15% 7	13.97% 19	22.06% 30	35.29% 48	23.53% 32	136
My child has pride in the school.	2.94% 4	1.47% 2	9.56% 13	39.71% 54	46.32% 63	136
I feel comfortable talking with my child's teachers.	2.19% 3	1.46% 2	5.11% 7	35.77% 49	55.47% 76	137
I am informed about my child's progress in school.	2.19% 3	6.57% 9	12.41% 17	43.80% 60	35.04% 48	137
I feel welcome at my child's school.	2.19% 3	2.92% 4	6.57% 9	35.77% 49	52.55% 72	137
My child's teacher has high but reasonable expectations of my child.	2.92% 4	4.38% 6	11.68% 16	41.61% 57	39.42% 54	137
My child has a sense of belonging in his/her school community.	2.19% 3	0.73% 1	10.95% 15	41.61% 57	44.53% 61	137
My child's use of the Chromebook (grades 5-8) to complete assignments at home is consistent.	3.64% 4	0.91% 1	55.45% 61	24.55% 27	15.45% 17	110
My child has access to the Internet at home.	0.74% 1	0.00% 0	0.74% 1	22.79% 31	75.74% 103	136

Q5: Please indicate which school(s) your child(ren) attends:



Parent Comments (60)

Parent comments are a sample and not complete of all comments. All comments have been reviewed by the Superintendent and the Board of Education and taken under consideration.

Sample Responses of Parent Comments

- ☐ **Positive Extracurricular** I believe that the opportunity to participate in the advanced art club at J.P. Case has boosted my child's self-esteem. She also enjoys being part of the chorus.
- ☐ **Communication Needed** **Student Behavior concerns** The communication with parents about school events and activities is minimal. My child tells me that students are consistently disrespectful to teachers and are disruptive to learning.
- ☐ **Homework** Honestly I don't think homework is really helping the younger elementary aged students. Our children are very involved in sports, go to ccd and are good students so it would be great if they could perhaps do other things instead of worrying about a homework assignment. On the flip side, I do think as they get older (JP Case) it's helpful to have homework as a reinforcement, especially with Math. The older kids tend to manage their time better than the younger ones so the responsibility falls on the student and not just the parents.
- ☐ **Student Behavior concerns** I don't feel children are disciplined appropriately. I feel there needs to be stronger disciplinary actions, especially if a child is repeat offender
- ☐ **Lunch Concerns** Please improve your lunch. I have heard disgusting tales about the quality of food offered to the students. That is unacceptable! My child used to love buying school lunches, but not anymore.



Staff Responses (165)

Q1: Please indicate how much you agree or disagree with the following statements about YOUR SCHOOL:

More than half of our staff & faculty responders want more time to collaborate with each other.

	STRONGLY DISAGREE	DISAGREE	NEUTRAL	AGREE	STRONGLY AGREE	TOTAL
▼ The school's schedule allows adequate time for teacher collaboration.	6.71% 11	25.61% 42	18.29% 30	34.15% 56	15.24% 25	164
▼ Students at this school learn ways to manage time.	5.49% 9	14.02% 23	31.10% 51	40.24% 66	9.15% 15	164
▼ The school environment is clean and in good condition.	4.27% 7	18.29% 30	27.44% 45	32.93% 54	17.07% 28	164
▼ I take pride in the appearance of the school.	1.22% 2	4.88% 8	25.00% 41	39.63% 65	29.27% 48	164
▼ I feel safe in the hallways and bathrooms.	1.22% 2	4.88% 8	4.88% 8	43.90% 72	45.12% 74	164

Q1: Please indicate how much you agree or disagree with the following statements about YOUR SCHOOL (continued):

▼ I feel safe in the classrooms.	0.61% 1	3.68% 6	7.36% 12	46.63% 76	41.72% 68	163
▼ Students are safe at this school.	0.61% 1	3.68% 6	11.04% 18	44.79% 73	39.88% 65	163
▼ In this school, we teach ways to resolve disagreements so that everyone can be satisfied with the outcomes.	3.66% 6	24.39% 40	17.68% 29	32.93% 54	21.34% 35	164
▼ Students at this school are well-behaved.	11.66% 19	31.29% 51	22.09% 36	27.61% 45	7.36% 12	163



(From left to right: Officer Craig Santoro, Officer Craig Monda, Officer Edward Purcell, Officer Mike Fitzpatrick, Officer Darren Powell, Officer John Carney)



Q2: Please indicate how much you agree or disagree with the following statements about YOUR SCHOOL:

	STRONGLY DISAGREE	DISAGREE	NEUTRAL	AGREE	STRONGLY AGREE	TOTAL
Students at this school care about learning.	1.83% 3	13.41% 22	30.49% 50	45.12% 74	9.15% 15	164
I spend a great deal of time dealing with students' social and emotional challenges	1.22% 2	5.49% 9	17.68% 29	36.59% 60	39.02% 64	164
The school community has high expectations of all students.	2.44% 4	14.02% 23	17.07% 28	37.80% 62	28.66% 47	164
Students have pride in the school.	1.83% 3	20.12% 33	21.95% 36	39.63% 65	16.46% 27	164
My class sizes are appropriate.	4.29% 7	23.93% 39	18.40% 30	40.49% 66	12.88% 21	163



The Board and Superintendent continue to review class sizes of all our classes in all schools.

Q2: Please indicate how much you agree or disagree with the following statements about YOUR SCHOOL (continued):

	STRONGLY DISAGREE	DISAGREE	NEUTRAL	AGREE	STRONGLY AGREE	TOTAL
Students at this school get the chance to work independently.	0.00% 0	1.22% 2	9.15% 15	64.02% 105	25.61% 42	164
School administrators give me useful feedback on my teaching.	2.45% 4	7.36% 12	20.25% 33	34.97% 57	34.97% 57	163
Students at this school have opportunities for academic choice when completing assignments.	0.61% 1	4.91% 8	20.86% 34	51.53% 84	22.09% 36	163
Students at this school are encouraged to think critically.	1.83% 3	2.44% 4	14.63% 24	53.05% 87	28.05% 46	164
I have access to the tools I need to do my job.	0.61% 1	7.32% 12	15.85% 26	53.05% 87	23.17% 38	164



The majority of our staff and faculty (68%+) feel they have access to the tools they need to do their jobs.

Q2: Please indicate how much you agree or disagree with the following statements about YOUR SCHOOL (continued):

	STRONGLY DISAGREE	DISAGREE	NEUTRAL	AGREE	STRONGLY AGREE	TOTAL
I am dissatisfied with opportunities for my professional growth.	22.56% 37	35.37% 58	20.12% 33	16.46% 27	5.49% 9	164
I look forward to coming to work every day.	3.07% 5	9.82% 16	26.99% 44	39.26% 64	20.86% 34	163
I spend too much of my teaching time on disciplining students.	10.49% 17	22.84% 37	20.99% 34	30.86% 50	14.81% 24	162
The best teachers and staff are retained at this school.	2.45% 4	8.59% 14	28.83% 47	34.97% 57	25.15% 41	163

The majority of faculty and staff (57%+) are satisfied with professional development.



Q2: Please indicate how much you agree or disagree with the following statements about YOUR SCHOOL (continued):

	STRONGLY DISAGREE	DISAGREE	NEUTRAL	AGREE	STRONGLY AGREE	TOTAL
I am expected to use varied instructional resources to support instruction.	0.00% 0	0.00% 0	10.56% 17	59.63% 96	29.81% 48	161
I have access to varied instructional resources to support instruction.	0.00% 0	8.64% 14	14.81% 24	56.17% 91	20.37% 33	162
I integrate technology to provide my students opportunities for increased individualized academic engagement.	0.62% 1	0.62% 1	11.11% 18	58.02% 94	29.63% 48	162



Fourteen (14) of one hundred sixty-two responders believe they have access to varied resources to support instruction.

Q3: Please indicate how much you agree or disagree with the following statements about YOUR SCHOOL:

	STRONGLY DISAGREE	DISAGREE	NEUTRAL	AGREE	STRONGLY AGREE	TOTAL
Teachers have close working relationships with each other.	0.00% 0	7.32% 12	14.63% 24	51.22% 84	26.83% 44	164
Teachers talk with students about ways to understand and control emotions.	0.00% 0	6.10% 10	12.80% 21	49.39% 81	31.71% 52	164
At this school, teachers are treated and respected as educational professionals.	5.49% 9	8.54% 14	16.46% 27	36.59% 60	32.93% 54	164
Parents respect their children's teachers.	3.05% 5	21.95% 36	27.44% 45	35.98% 59	11.59% 19	164
I do not have enough autonomy over my classroom.	22.22% 36	48.15% 78	22.22% 36	5.56% 9	1.85% 3	162

The Superintendent is able to view individual responses to understand in greater detail.

Q3: Please indicate how much you agree or disagree with the following statements about YOUR SCHOOL (continued):

	STRONGLY DISAGREE	DISAGREE	NEUTRAL	AGREE	STRONGLY AGREE	TOTAL
Adults who work in this school treat students with respect.	1.22% 2	0.00% 0	6.10% 10	55.49% 91	37.20% 61	164
Adults who work in this school typically work well with one another.	0.00% 0	3.66% 6	10.98% 18	60.37% 99	25.00% 41	164
Teachers at this school know each child well.	0.00% 0	1.83% 3	10.98% 18	59.15% 97	28.05% 46	164
The code of student conduct is fair.	6.10% 10	4.27% 7	21.95% 36	45.12% 74	22.56% 37	164
The school consistently enforces the code of student conduct.	17.18% 28	27.61% 45	19.02% 31	22.70% 37	13.50% 22	163
Parents are actively involved with the school.	0.62% 1	14.29% 23	30.43% 49	41.61% 67	13.04% 21	161
Students respect their teachers.	4.88% 8	23.17% 38	26.83% 44	35.37% 58	9.76% 16	164

Q3: Please indicate how much you agree or disagree with the following statements about YOUR SCHOOL (continued):

▼ Parents are made to feel welcome in this school.	0.00% 0	1.22% 2	15.85% 26	53.05% 87	29.88% 49	164
▼ Parents are informed about what is going on in school.	1.22% 2	3.05% 5	8.54% 14	51.22% 84	35.98% 59	164
▼ Teachers engage parents and families in the instructional process when appropriate.	0.61% 1	1.22% 2	14.63% 24	54.88% 90	28.66% 47	164
▼ Parents care about how their child performs in school.	0.00% 0	11.59% 19	29.88% 49	45.12% 74	13.41% 22	164
▼ Technology is consistently included in my lesson design and methodology.	1.23% 2	2.45% 4	15.95% 26	57.06% 93	23.31% 38	163

Our teachers believe they know their students well.

Q4: Please indicate how much you agree or disagree with the following statements about YOUR SCHOOL

Our faculty & staff believe that there is work to do in students respecting each other.

	STRONGLY DISAGREE	DISAGREE	NEUTRAL	AGREE	STRONGLY AGREE	TOTAL
Students in this school respect each other's differences. (i.e. gender, race, culture, etc.)	2.44% 4	15.85% 26	26.83% 44	42.68% 70	12.20% 20	164
I am proud to tell others that I work at this school.	0.61% 1	3.05% 5	19.51% 32	41.46% 68	35.37% 58	164
School administrators recognize teachers for a job well-done.	7.36% 12	7.36% 12	12.88% 21	34.97% 57	37.42% 61	163
The school staff respects and embraces diversity.	0.00% 0	6.13% 10	11.66% 19	45.40% 74	36.81% 60	163
School administrators communicate effectively with others from diverse backgrounds.	2.45% 4	6.75% 11	13.50% 22	41.10% 67	36.20% 59	163

Q4: Please indicate how much you agree or disagree with the following statements about YOUR SCHOOL (continued):

Our faculty & staff believe that students have opportunities for extra curricular activities.

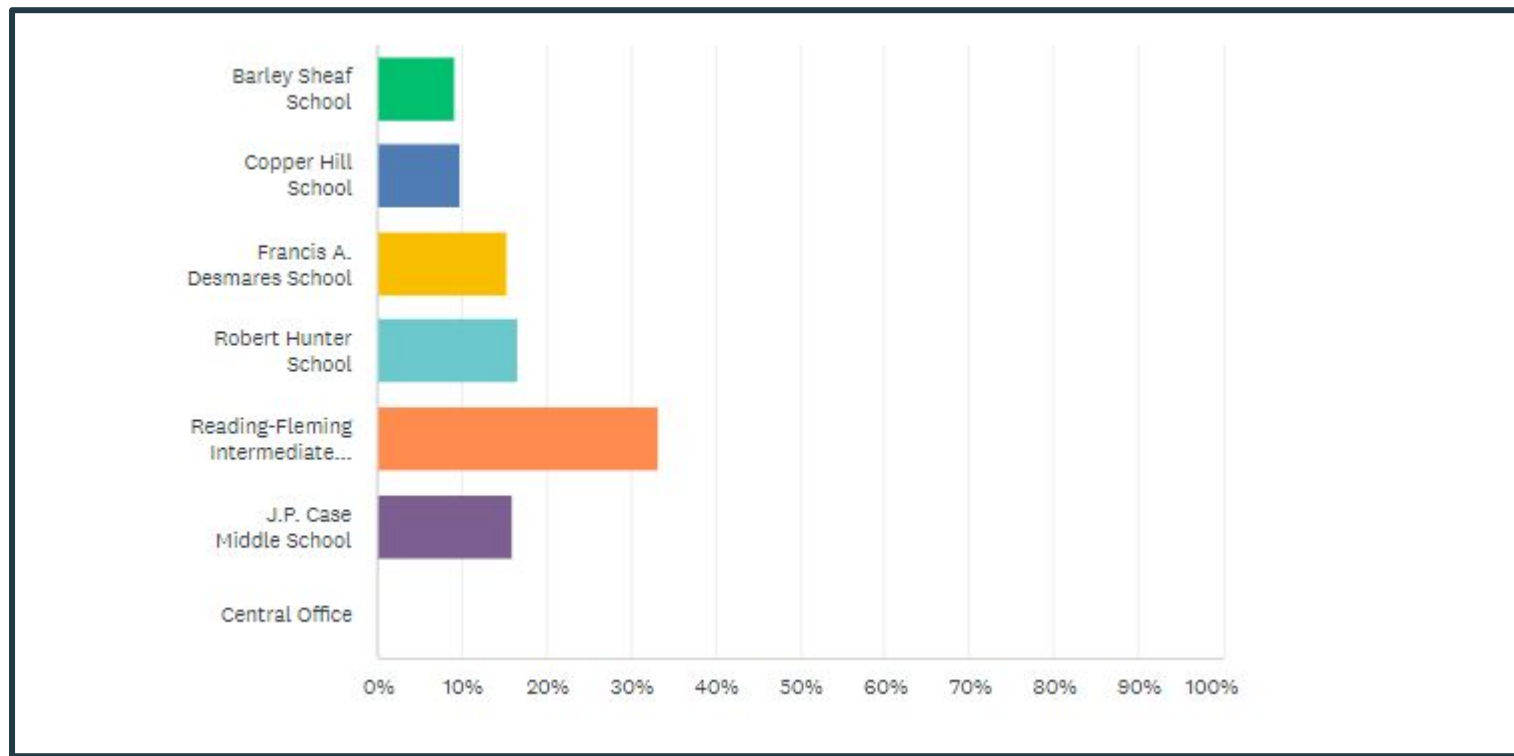
	STRONGLY DISAGREE	DISAGREE	NEUTRAL	AGREE	STRONGLY AGREE	TOTAL
▼ This school encourages students to get involved in extracurricular activities.	0.00% 0	3.05% 5	10.37% 17	51.83% 85	34.76% 57	164
▼ School administrators follow through on commitments.	8.64% 14	10.49% 17	13.58% 22	37.65% 61	29.63% 48	162
▼ School administrators involve teachers in decision making and problem solving.	9.20% 15	15.95% 26	15.34% 25	31.90% 52	27.61% 45	163
▼ School administrators and staff communicate with each other effectively.	6.71% 11	15.85% 26	13.41% 22	30.49% 50	33.54% 55	164

Q4: Please indicate how much you agree or disagree with the following statements about YOUR SCHOOL (continued):

Our faculty & staff want administrators to know more about what goes on in the classroom.

▼ School administrators promote the success of all students.	2.44% 4	4.88% 8	15.24% 25	37.20% 61	40.24% 66	164
▼ School administrators hold themselves to the same high expectations as others.	6.75% 11	3.07% 5	15.34% 25	34.36% 56	40.49% 66	163
▼ School administrators back me up when I need it.	6.10% 10	9.76% 16	13.41% 22	30.49% 50	40.24% 66	164
▼ School administrators are aware of what goes on in the classrooms.	6.75% 11	17.79% 29	15.95% 26	30.06% 49	29.45% 48	163
▼ This school is a good place for me to work and learn.	0.00% 0	4.27% 7	20.73% 34	39.02% 64	35.98% 59	164

Q5: Please indicate where you are located/schools location you teach:





Staff Comments (83)

Staff comments are a sample and not complete of all comments. All comments have been reviewed by the Superintendent and taken under consideration.

- ☐ **Renovations Needed** I would like to see our classrooms be renovated. I have been in this school for almost 20 years and have been told the rest of our classrooms would be renovated. Hoping it could happen in the near future. Also, suggesting that spring break be shorter- Thursday, Friday, Monday. That way we could end our school year earlier. Thank you!

- ☐ **Teacher Stress** **Student Behavior Issues** I'm very proud of our school and I feel that our building has thrived under our new leadership. I really love my job and enjoy coming to work every day. I do think many of my colleagues are burnt out. Teachers need more support to deal with students' emotional and behavioral issues. Giving teachers more support will help to retain the best staff.

- ☐ **Renovations Needed** Robert Hunter has only been renovated in one hallway and the front and middle hallway are in need of repair. It is clean but the rooms need updating.

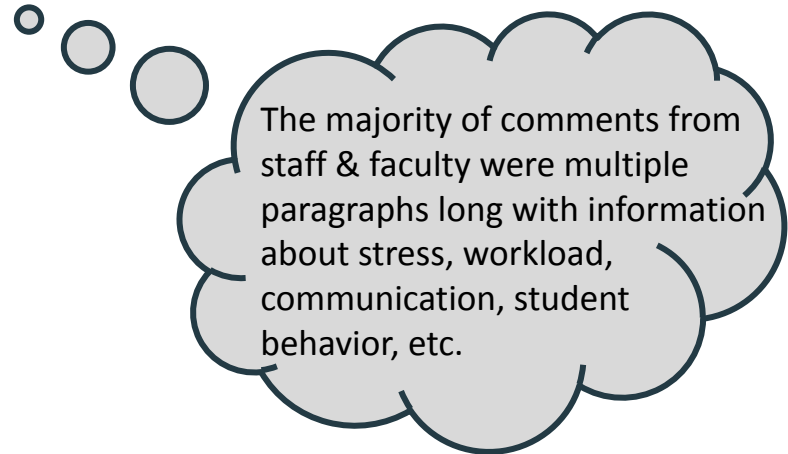
- ☐ **Teacher Stress** Teachers have more and more expectations on their plate . As things are added , things should also be taken off . There is more teachers are dealing with then academics which make teaching harder and more difficult . It is more like survival .

**Collaboration time needed**

Provide teachers with adequate amount of time to plan lessons and minimize the amount of meetings per month.

**Teacher Stress****Safety in our Schools****Student Behavior Issues**

This year, the students struggle with mental health and other emotional issues. Many students are unkind and disrespectful to others. I spend too much time addressing emotional and behavioral needs in the classroom. The school is short-staffed when it comes to guidance and emotional support for students. Several times this year, when dealing with a child in emotional distress, there has been no one available to assist because our administrators, guidance and other supports are tied up dealing with other issues. This is the main area where our school falls short.



Student Responses Grades K-6

(48 total responses)




Q1: Please choose NO, SOMETIMES or YES, for each statement below:


	NO	SOMETIMES	YES	TOTAL
▼ My school is kept clean.	2.08% 1	43.75% 21	54.17% 26	48
▼ I like my school building	8.33% 4	12.50% 6	79.17% 38	48
▼ I feel safe around the outside of my school	2.08% 1	20.83% 10	77.08% 37	48
▼ I feel safe in the hallways and bathrooms of the school.	6.25% 3	29.17% 14	64.58% 31	48
▼ I feel safe in my classroom.	0.00% 0	12.50% 6	87.50% 42	48
▼ Students at my school help each other when needed.	4.17% 2	54.17% 26	41.67% 20	48
▼ Students at my school are well-behaved.	16.67% 8	70.83% 34	12.50% 6	48
▼ Most students in my school try to talk to other students if they are having a problem with them.	22.92% 11	45.83% 22	31.25% 15	48
▼ Most students come to class prepared.	0.00% 0	41.30% 19	58.70% 27	46
▼ Most students in my school try to do their best	0.00% 0	37.50% 18	62.50% 30	48
▼ Most students in my school treat each other well.	4.17% 2	50.00% 24	45.83% 22	48

The survey responders feel safe in our schools.

Q2: Please choose NO, SOMETIMES or YES, for each statement below:



	NO	SOMETIMES	YES	TOTAL
My teachers notice if I have trouble learning something.	4.35% 2	21.74% 10	73.91% 34	46
▼ I am bored in school.	29.79% 14	34.04% 16	36.17% 17	47
▼ My teachers listen to me.	0.00% 0	25.53% 12	74.47% 35	47
▼ My teachers would give me help if I needed it.	0.00% 0	10.87% 5	89.13% 41	46
▼ The homework I get from my teachers helps me learn.	10.64% 5	25.53% 12	63.83% 30	47
▼ My teachers give me work that is interesting.	14.89% 7	51.06% 24	34.04% 16	47



The majority of the 48 students from our 3,193 students who responded feel they need more interesting work.

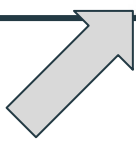
Q2: Please choose NO, SOMETIMES or YES, for each statement below(continued):

	NO	SOMETIMES	YES	TOTAL
Teachers and other adults here listen to students' ideas about the school.	6.38% 3	44.68% 21	48.94% 23	47
My family wants me to do well in school.	2.13% 1	0.00% 0	97.87% 46	47
My parents ask if I've gotten my homework done.	0.00% 0	6.38% 3	93.62% 44	47
I want to explore and learn new things.	6.38% 3	19.15% 9	74.47% 35	47
My teachers make learning interesting.	6.38% 3	40.43% 19	53.19% 25	47
My teachers are proud when I do well.	2.13% 1	10.64% 5	87.23% 41	47

The survey is from 48 students of the 3,193 students.

Q3: Please choose NO, SOMETIMES or YES, for each statement below:

	NO	SOMETIMES	YES	TOTAL
▼ My teachers want students to talk with other students about things we are studying.	2.17% 1	36.96% 17	60.87% 28	46
▼ Students at this school are bullied.	28.89% 13	57.78% 26	13.33% 6	45
▼ Most students in my school get mad when they disagree with people.	28.89% 13	33.33% 15	37.78% 17	45
▼ Adults who work in my school treat students with respect.	2.22% 1	22.22% 10	75.56% 34	45
▼ My teachers really care about me.	4.44% 2	17.78% 8	77.78% 35	45
▼ Students at this school are teased, picked on, made fun of, or called names.	17.02% 8	63.83% 30	19.15% 9	47



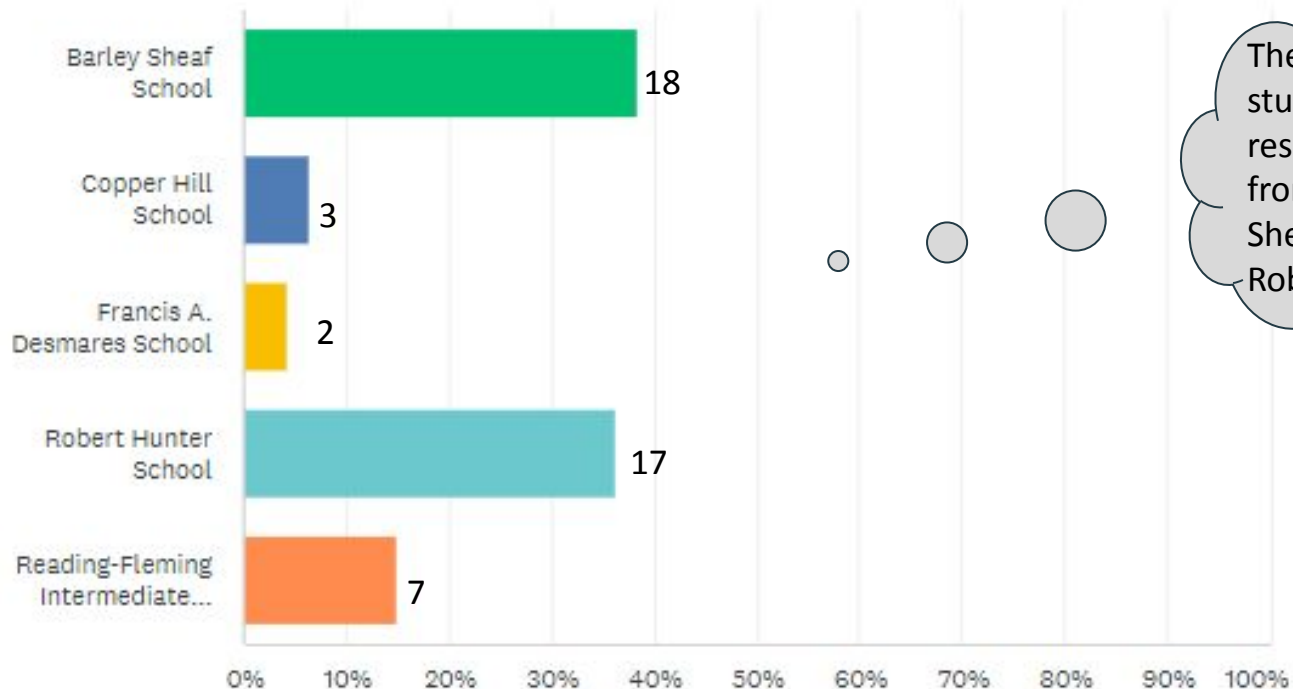
Thirty-nine (39) of the forty-eight (48) students who responded shared that students are teased...

Q3: Please choose NO, SOMETIMES or YES, for each statement below (continued):

	NO	SOMETIMES	YES	TOTAL
▼ My teachers help me do better on my school work.	0.00% 0	15.22% 7	84.78% 39	46
▼ Most students in my school treat each other with respect.	8.70% 4	50.00% 23	41.30% 19	46
▼ My teachers treat some students better than others.	53.33% 24	17.78% 8	28.89% 13	45
▼ I feel like I am part of this school.	6.52% 3	26.09% 12	67.39% 31	46
▼ I actively participate in class.	0.00% 0	34.78% 16	65.22% 30	46
▼ I like school.	28.26% 13	26.09% 12	45.65% 21	46
▼ I wish I went to a different school.	54.35% 25	30.43% 14	15.22% 7	46

Of the 46 students who responded, 33 said that they like school. Forty-three (43) said they feel part of the school.

Please choose which school you attend.



The majority of student responses were from Barley Sheaf and Robert Hunter.

Q5: Is there anything else you'd like to share? (20 responses with 11 Of the responses writing "no," meaning nothing else to share.)

☐

Negative about school i dont like school

Q4

Please choose which school you attend:

Barley Sheaf School

Q5

Is there anything else you'd like to share?

Negative about school i dont like school



When specific comments are shared, the Superintendent can review and evaluate each individual response. All responses are anonymous, unless the responder provides their name.

☐

Positive about school My teacher helps me and my fellow classmates enjoy learning.

Q4

Please choose which school you attend:

Barley Sheaf School

Q5

Is there anything else you'd like to share?

Positive about school My teacher helps me and my fellow classmates enjoy learning.

☐

Student behavior Half the kids in my grade are behaved badly

☐

Facility updates needed I'd like if my school was a newer design and had more cool stuff.

☐

Recreation time requested There should be a group game time at the end of the day after working hard all day.

Student Responses Grades 7-8 (6 total responses)

Q1: Please choose how much you agree or disagree with the following statement:

	STRONGLY DISAGREE	DISAGREE	NEUTRAL	AGREE	STRONGLY AGREE	TOTAL
▼ The length of the school day is about right.	0.00% 0	50.00% 3	0.00% 0	50.00% 3	0.00% 0	6
▼ I often do not have enough time to get from one class to the next.	0.00% 0	16.67% 1	33.33% 2	33.33% 2	16.67% 1	6
▼ My school is kept clean.	0.00% 0	33.33% 2	50.00% 3	16.67% 1	0.00% 0	6
▼ I like my school building.	0.00% 0	16.67% 1	50.00% 3	33.33% 2	0.00% 0	6
▼ My school has clear rules and consequences for behavior.	0.00% 0	50.00% 3	33.33% 2	16.67% 1	0.00% 0	6

The survey only gathered six (6) responses from the 682 students.

We need to find ways to encourage more of our JP Case students to participate without taking away instructional time to complete the survey.

Q2: Please choose how much you agree or disagree with the following statement:

	STRONGLY DISAGREE	DISAGREE	NEUTRAL	AGREE	STRONGLY AGREE	TOTAL
do their best, even when their work is difficult.	0.00% 0	50.00% 3	50.00% 3	0.00% 0	0.00% 0	6
do all their homework.	0.00% 0	50.00% 3	50.00% 3	0.00% 0	0.00% 0	6
think it is OK to cheat if other students are cheating.	0.00% 0	33.33% 2	16.67% 1	50.00% 3	0.00% 0	6
try to do a good job on schoolwork even when it is not interesting.	0.00% 0	16.67% 1	50.00% 3	33.33% 2	0.00% 0	6

The survey only gathered six (6) responses from the 682 students.

We need to find ways to encourage more of our JP Case students to participate without taking away instructional time to complete the survey.

Q3: Please choose how much you agree or disagree with the following statement:

	STRONGLY DISAGREE	DISAGREE	NEUTRAL	AGREE	STRONGLY AGREE	TOTAL
▼ give me a lot of encouragement.	0.00% 0	16.67% 1	50.00% 3	16.67% 1	16.67% 1	6
▼ make learning interesting.	0.00% 0	50.00% 3	50.00% 3	0.00% 0	0.00% 0	6
▼ encourage students to share their ideas about things we are studying in class.	0.00% 0	16.67% 1	66.67% 4	16.67% 1	0.00% 0	6
▼ notice when I am doing a good job and let me know about it.	16.67% 1	16.67% 1	50.00% 3	16.67% 1	0.00% 0	6
▼ will help me improve my work if I do poorly on an assignment.	0.00% 0	16.67% 1	33.33% 2	50.00% 3	0.00% 0	6
▼ provide me with lots of chances to be part of class discussions or activities.	0.00% 0	16.67% 1	33.33% 2	50.00% 3	0.00% 0	6
▼ often assign homework that helps me learn.	0.00% 0	33.33% 2	50.00% 3	16.67% 1	0.00% 0	6
▼ will give me extra help at school outside of our regular class.	16.67% 1	16.67% 1	33.33% 2	33.33% 2	0.00% 0	6

Q4: Please choose how much you agree or disagree with the following statement:

	STRONGLY DISAGREE	DISAGREE	NEUTRAL	AGREE	STRONGLY AGREE	TOTAL
are well-behaved.	0.00% 0	83.33% 5	16.67% 1	0.00% 0	0.00% 0	6
do not really care about each other.	0.00% 0	16.67% 1	33.33% 2	50.00% 3	0.00% 0	6
help each other when asked.	16.67% 1	33.33% 2	16.67% 1	33.33% 2	0.00% 0	6
treat each other well.	0.00% 0	66.67% 4	33.33% 2	0.00% 0	0.00% 0	6

Q5: Please choose how much you agree or disagree with the following statement:

	STRONGLY DISAGREE	DISAGREE	NEUTRAL	AGREE	STRONGLY AGREE	TOTAL
Teachers at my school treat students with respect.	0.00% 0	50.00% 3	33.33% 2	16.67% 1	0.00% 0	6
Students in my school treat each other with respect	0.00% 0	33.33% 2	66.67% 4	0.00% 0	0.00% 0	6
Students are treated fairly by the adults in the school.	33.33% 2	0.00% 0	33.33% 2	33.33% 2	0.00% 0	6
Most students in my school are easily able to work out disagreements with other students.	33.33% 2	33.33% 2	33.33% 2	0.00% 0	0.00% 0	6
There are lots of chances for students in my school to talk with a teacher one-on-one.	16.67% 1	33.33% 2	16.67% 1	33.33% 2	0.00% 0	6

Q5: Please choose how much you agree or disagree with the following statement (continued):

	STRONGLY DISAGREE	DISAGREE	NEUTRAL	AGREE	STRONGLY AGREE	TOTAL
Students at this school are often bullied.	16.67% 1	16.67% 1	16.67% 1	50.00% 3	0.00% 0	6
Students at this school are often teased or picked on.	0.00% 0	0.00% 0	33.33% 2	66.67% 4	0.00% 0	6
Harassment, intimidation, and bullying by other students are a problem at my school.	0.00% 0	0.00% 0	66.67% 4	33.33% 2	0.00% 0	6
Adults in this school apply the same rules to all students equally.	16.67% 1	66.67% 4	0.00% 0	16.67% 1	0.00% 0	6
I sometimes stay home because I do not feel safe at school.	50.00% 3	50.00% 3	0.00% 0	0.00% 0	0.00% 0	6
Adults in this school are usually willing to make the time to give students extra help.	0.00% 0	66.67% 4	16.67% 1	16.67% 1	0.00% 0	6
My teachers really care about me.	0.00% 0	16.67% 1	83.33% 5	0.00% 0	0.00% 0	6

Q6: How safe do you feel:

	NOT SAFE	SOMEWHAT SAFE	MOSTLY SAFE	VERY SAFE	TOTAL
outside around the school?	0.00% 0	16.67% 1	66.67% 4	16.67% 1	6
in the hallways and bathrooms of the school?	0.00% 0	16.67% 1	83.33% 5	0.00% 0	6
in your classes?	0.00% 0	0.00% 0	33.33% 2	66.67% 4	6

All six (6) students
that responded feel
safe in their
classroom.

Q7: Thinking back over the past year in school, how often did you...

	NEVER	SELDOM	SOMETIMES	OFTEN	ALMOST ALWAYS	TOTAL
▼ enjoy being in school?	33.33% 2	50.00% 3	16.67% 1	0.00% 0	0.00% 0	6
▼ hate being in school?	0.00% 0	0.00% 0	33.33% 2	66.67% 4	0.00% 0	6
▼ feel that the school work you were assigned was meaningful and important?	16.67% 1	33.33% 2	50.00% 3	0.00% 0	0.00% 0	6

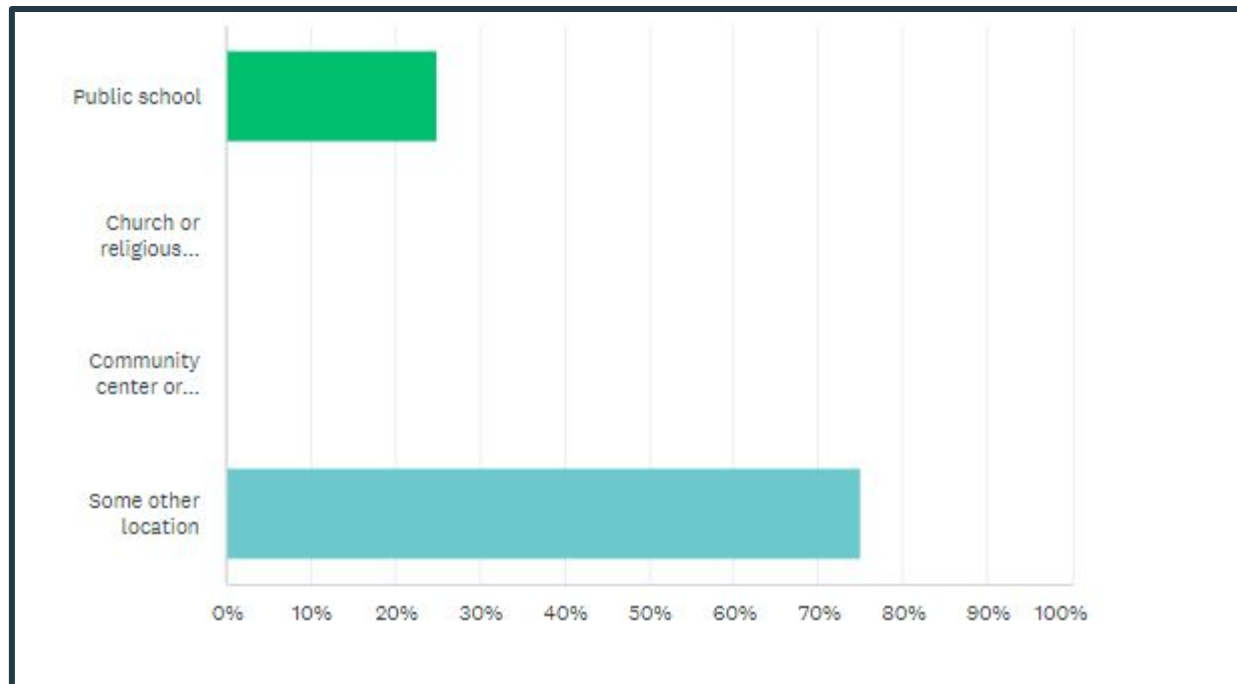
All six (6) students that responded did not have strong feelings about enjoying being in school.

Q8: How much do you agree or disagree with the following (continued):

	STRONGLY DISAGREE	DISAGREE	NEUTRAL	AGREE	STRONGLY AGREE	TOTAL
Students have lots of chances in my school to get involved in sports, clubs, and other school activities outside of class.	0.00% 0	0.00% 0	33.33% 2	16.67% 1	50.00% 3	6
I have opportunities to express myself at school.	0.00% 0	33.33% 2	50.00% 3	16.67% 1	0.00% 0	6
Students help decide what goes on in my school.	0.00% 0	33.33% 2	66.67% 4	0.00% 0	0.00% 0	6
I wish I went to a different school.	0.00% 0	50.00% 3	33.33% 2	16.67% 1	0.00% 0	6
In my school, students have lots of chances to help decide things, like activities and rules.	0.00% 0	50.00% 3	50.00% 3	0.00% 0	0.00% 0	6

The six (6) students who responded felt there were ample opportunities to be involved.

Q9: I attend an after-school program...



The four (4) students who responded are involved in extracurricular activities. Two (2) students did not respond to the question.

Q10: Is there anything else you'd like to share... (3 students responded)



too much homework

I feel like there are some communication problems between students and teachers. For example some teachers get very mad at little things and make it hard for students to speak without getting yelled at. I also feel that homework is being piled on students, I know that homework is a given part of being a student but when we have 8 hour school days with a 40 minute break it is hard to come back home after school and extracurriculars to do as much homework as we are getting. It is stressful and makes for a hard week and hard to like school.



Negative about faculty/staff

All my other teachers are fine.

If there was a comment made about a specific individual, the comment was redacted and the only administrator to review this comment was the Superintendent.



The four (4) students who responded are involved in extracurricular activities. Two (2) students did not respond to the question.

Progress Made Against Previously Discovered Opportunities for Improvement

- More work to do with better student lunches
- Increasing student positive behavior
- Facility renovations
- Communication in all forms to teachers, students, parents